

**Warewashing
Extrasmall Glasswasher, Single
Skin with Detergent and Rinse Aid
Dispensers, 1 cycle, 30b/h, UK Plug**

ITEM # _____

MODEL # _____

NAME # _____

SIS # _____

AIA # _____



402098 (NGWXSDDUK)

Glasswasher (extra small), single skin with Detergent and Rinse Aid Dispensers, 1 cycle, 30b/h - UK Plug

Short Form Specification

Item No. _____

Unit shall be Glasswasher type hot water rinsing for rack dimension from 350*350mm up to 380*380mm. Electrical characteristics to be 230 V single phase operation with one wash cycle of 120 seconds. Rinse temperature and pressure guaranteed by built in pressure boiler. Washing performance is ensured by a powerful wash pump, revolving washing spray arm. Double skin counter-balance door. 304 stainless steel construction to include door, frame, wash tank, wash and rinse arms. The unit shall include detergent and rinse aid dispenser and be equipped with electric cable with UK plug.

Main Features

- Built-in pressure boiler designed to raise incoming water to a guaranteed minimum temperature of 82°C for sanitizing rinse. No external booster is required.
- Washing system endowed with rotating washing arms, high powered wash pump and large capacity wash tank for professional washing.
- Maximum capacity of 30 racks per hour.
- 120 seconds cycle.
- Simple operation control panel.
- Detergent dispenser for easy connection to the external detergent source.
- Easy service access to main components (inlet valve, boiler heating elements, control panel components, rinse aid pump and/or detergent pump) without moving the unit.
- Solid double skinned counter-balance stainless steel door with hurt-free handle in plastic for soft opening and closing. 1/4 position allows for air circulation in the machine

Construction

- Robust structure thanks to stainless steel construction.
- Requires only 1 phase 230V supply.
- Completely closed on the back by a cover plate.
- Delivered with UK plug.
- Unit to feature rinse aid dispenser pump.
- Internal components (arms) are easy extractable.

Included Accessories

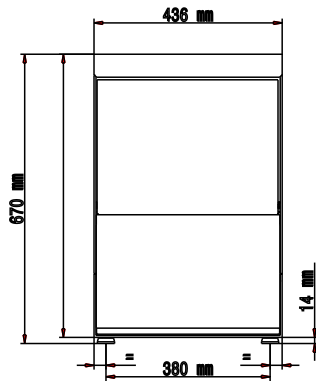
- 1 of Square basket for glasses, 358x380x150mm PNC 867036
- 1 of Insert for 12 saucers, 290x290x75mm PNC 867048
- 1 of Square cutlery container, 89x113x113mm PNC 867049

Optional Accessories

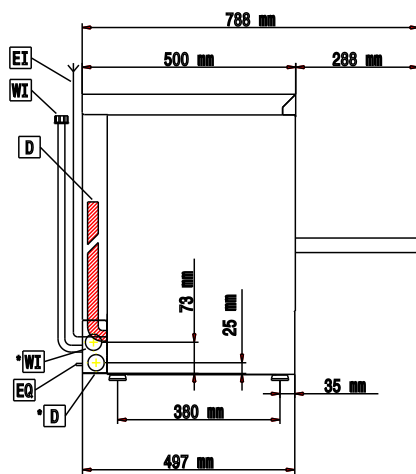
- Square basket for glasses, 350x350x150mm PNC 867034
- Round basket for glasses, 350x160mm PNC 867035
- Round basket for glasses, 380x170mm PNC 867037

APPROVAL: _____

Front

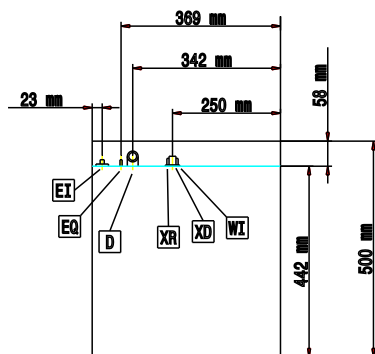


Side



- CW11 = Cold Water inlet
- D = Drain
- EI = Electrical connection
- EO = Electrical Outlet
- V = Air vents
- WI = Water inlet
- XD = Detergent connection
- XR = Rinse aid connection

Top



Electric

Supply voltage:	402098 (NGWXSDDUK)	230 V/1N ph/50 Hz
Total Watts:		2.7 kW
Boiler heating elements:		
Tank heating elements:		2 kW
Wash pump size:		

Water

Pressure, bar min/max:	2-5 bar
Water supply temperature:	10-65 °C
Inlet Water supply pressure:	29 - 73 psi (2 - 5 bar)
Working cycles time (sec.):	120
Boiler Capacity (lt):	2.5
Incoming water line size:	3/4"
Washing cycle tank capacity (lt):	15
Hot rinse cycle duration (sec.):	16
Hot rinse cycle water consumption (lt):	2

Key Information

Baskets per hour:	30
N° of working cycles - sec.:	1 (120)
Cell dimensions - width	380 mm
Cell dimensions - depth	380 mm
Cell dimensions - height	240 mm
External dimensions, Width	436 mm
External dimensions, Height	670 mm
External dimensions, Depth	495 mm
Shipping weight:	36 kg
Shipping height:	820 mm
Shipping width:	610 mm
Shipping depth:	550 mm
Shipping volume:	0.28 m³
Noise level:	61 dBA
Basket capacity	30/h
Washing cycle temperature:	60 °C
Hot rinse cycle temperature:	82 °C