

# Drying Cabinet

## instructions

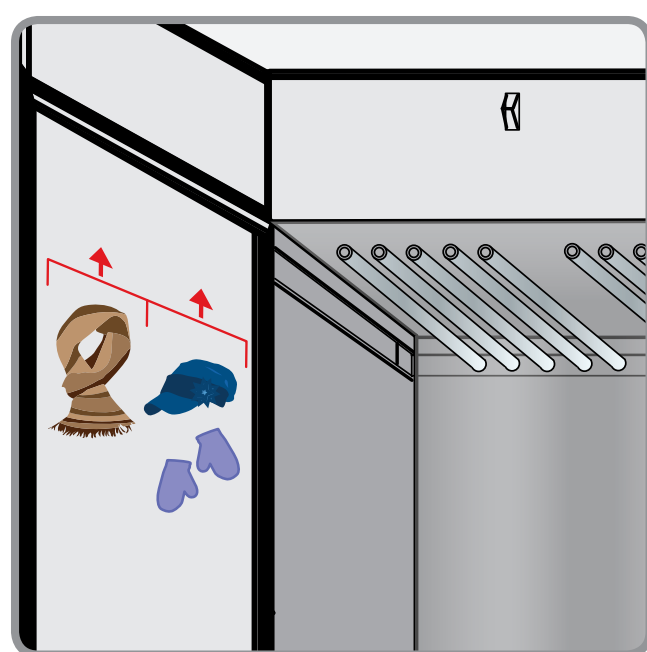
TS560



### 1. Loading the cabinet

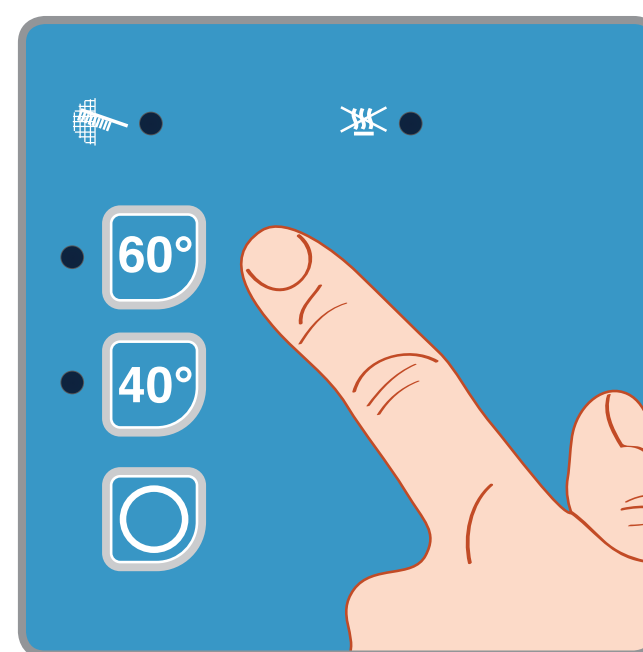


Hang the items evenly distributed on the hangers and close the doors.




Gloves, hats, scarves and similar items are hung on the lists on the inside of the door.

### 2. Programs



Select a drying program  
- **60°** for normal items  
- **40°** for sensitive items  
The drying program will automatically start when the program is selected.



The cabinet will end the drying process when the garments are dry. Pressing the **Stop** button will immediately end the drying process.

### Overheating

The cabinet is equipped with an overheat protection. If the cabinet is overheated, you cannot start a program. It will be automatically reset once the temperature has gone down (approx- 10-15 min).

Always try to start the cabinet after 15 min. before contacting service.

**Please note!** If you open the doors during the drying cycle, the drying time will be longer.

