

## Ice Cuber 28kg/24h with 9kg bin - Air self continuous cuber - 60Hz

ITEM # \_\_\_\_\_

MODEL # \_\_\_\_\_

NAME # \_\_\_\_\_

SIS # \_\_\_\_\_

AIA # \_\_\_\_\_



730578 (FGC29AB)

Air cooled ice cuber with 9 kg  
bin, 28 kg/24h (60Hz)

### Short Form Specification

Item No. \_\_\_\_\_

AISI 304 stainless steel exterior. Food grade ABS interior. Metal spray arms removable without the use of tools. Fully automatic in operation. Efficient air cooling system. Suitable for gravity drain only. Flexible water supply and drain hoses. A spray system produces solid, crystal clear ice cubes.

Rated output is at an ambient air temperature of 21°C and water supply temperature of 15°C.

Self-contained storage bin capacity: 9 Kg.

### Main Features

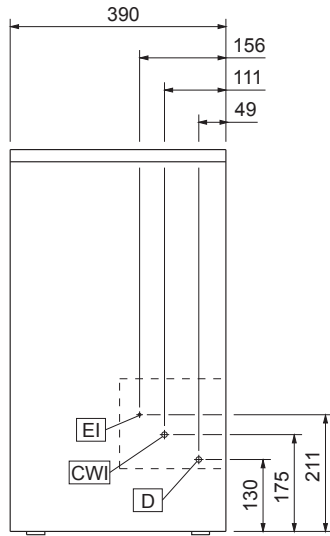
- Fully automatic in operation.
- Operates over a wide range of temperatures.
- Suitable for gravity drain only (no pumps needed).
- Rated output is at an ambient air temperature of 21°C and water supply temperature of 15°C.
- Compact dimensions of the ice cubers make them highly suitable for any location, particularly those where space is at a premium.
- The ice-making method (spray layering) guarantees crystalline, compact, hygienically pure ice cubes that are resistant to melting.
- Model available in air-cooled version.
- Ice cube cone shape with the trunk sides slightly squashed.
- Bin integrated as standard.
- Compliant to CE requirements for safety.

### Construction

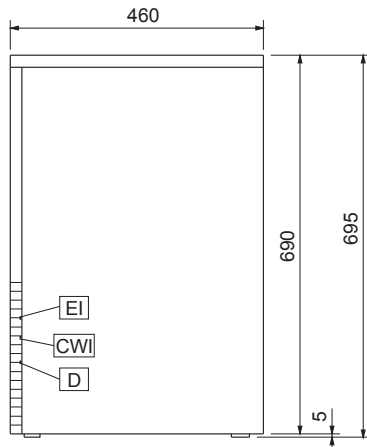
- Reliability guaranteed by the quality of the construction materials used (plastic flap on the front, top and sides in 304 AISI stainless steel) and the sophisticated product and process technology involved.
- The inox sprayers are easy to take away, permit a simple flowing and prevent limestone formation.
- 5mm feet.
- Internal ice cubes container in ABS.
- Easy access to the main components for maintenance.
- Plug as standard (schuko type).
- AISI 304 stainless steel exterior.
- Stainless steel spray arms removable without the use of tools.
- Environmentally friendly: R452a as refrigerant gas.

APPROVAL: \_\_\_\_\_

### Front

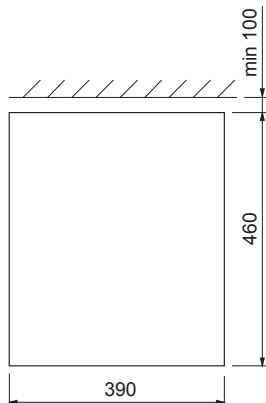


### Side



- CWI1** = Cold Water inlet 1  
**D** = Drain  
**EI** = Electrical inlet (power)

### Top



### Electric

Supply voltage:  
730578 (FGC29AB) 230 V/1N ph/60 Hz  
Electrical power max.: 0.37 kW

### Capacity:

Bin capacity: 9 kg

### Key Information:

External dimensions, Width: 390 mm  
External dimensions, Height: 695 mm  
External dimensions, Depth: 460 mm  
Net weight: 37 kg  
Noise level: 55,6 dBA  
Output: 28 kg/day  
Kind of cube: Ice Cube 18 g

### Refrigeration Data

Refrigerant type: R452A