

ALPENINOX

Ice Cuber
46kg/24h with 25kg bin -
Water-cooled

ITEM # _____

MODEL # _____

NAME # _____

SIS # _____

AIA # _____



730205 (FGC46WS42)

Ice maker, cube, 46 kg/24h, self-contained, 25kg ice collection bin included, water-cooled (ice cube: 42 gr)

Short Form Specification

Item No. _____

Plastic flap on the front, top and sides in ABS. The ice-making method (spray layering) guarantees compact, hygienically pure ice cubes (42g) that are resistant to melting. The metal sprayers are easy to take away, permit a simple flowing and prevent limestone formation. R452A refrigerant. Water cooled. Container capacity Kg: 25.

Main Features

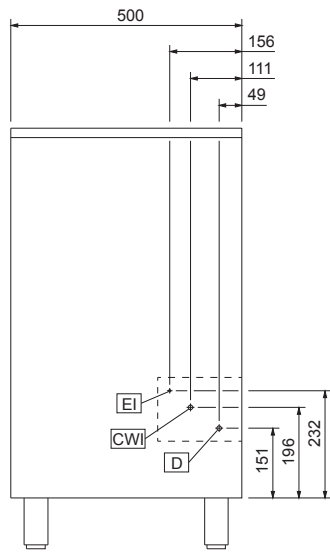
- Compliant to CE requirements for safety.
- Fully automatic in operation.
- Operates over a wide range of temperatures.
- Suitable for gravity drain only (no pumps needed).
- Rated output is at an ambient air temperature of 21°C and water supply temperature of 15°C.
- Model available in water-cooled version.
- Ice cube cone shape with the trunk sides slightly squashed.
- Bin integrated as standard.
- The ice-making method (spray layering) guarantees crystalline, compact, hygienically pure ice cubes that are resistant to melting.
- Compact dimensions of the ice cubers make them highly suitable for any location, particularly those where space is at a premium.

Construction

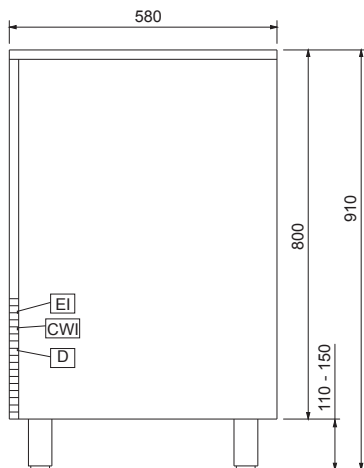
- Plug as standard (schuko type).
- AISI 304 stainless steel exterior.
- Stainless steel spray arms removable without the use of tools.
- Internal ice cubes container in ABS.
- Reliability guaranteed by the quality of the construction materials used (plastic flap on the front, top and sides in 304 AISI stainless steel) and the sophisticated product and process technology involved.
- The inox sprayers are easy to take away, permit a simple flowing and prevent limestone formation.
- Adjustable feet 110-150 mm.
- Environmentally friendly: R452a as refrigerant gas.

APPROVAL: _____

Front

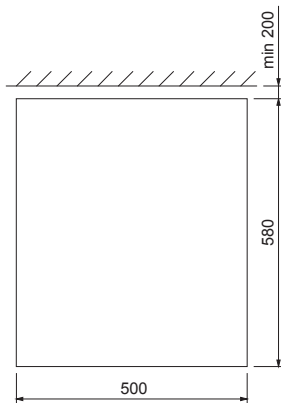


Side



- CW11** = Cold Water inlet 1
- D** = Drain
- EI** = Electrical inlet (power)

Top



Electric

Supply voltage:

730205 (FGC46WS42) 220-240 V/1N ph/50 Hz

Electrical power max.:

0.5 kW

Capacity:

Bin capacity:

25 kg

Key Information:

External dimensions, Width:

500 mm

External dimensions, Height:

910 mm

External dimensions, Depth:

580 mm

Net weight:

56 kg

Output:

46 kg/day

Refrigeration Data

Refrigerant type:

R452A